

SCORPIUS N4402

The Nordic SCORPIUS LED N4402 work lamp offers outstanding illumination. Improved light output to power consumption ratio within same dimensions. The light offers long lifetime and high operational safety with minimum maintenance. Suitable for harsh conditions and a range of applications.



Not all products are available in all markets. During continuous improvement specifications and design are changing. All values are nominal values. Illustrations do not necessarily show the design of every version and some features are version specific. The lumens output varies depending on lens colour.

TECHNICAL DATA

Theoretical Lumens Output	6700 lm	Vibration	15.3Grms 24-2000Hz
Operational Lumens Output	4200 lm	Lens	PC
Colour Temperature	5700 K	Body / Housing	Aluminium
Nominal Voltage DC	12 - 24 V	Weight	1.1 kg
Input Voltage DC	9 - 32 V	IP Rating	IP68, IP6K9K, SAE J1455
Power Consumption	50 W	Salt Spray Test	ISO 9227 240H
Nominal Current at	24V=2.1A, 12V=4.2A	EMC	CISPR 25 Class 5, ISO 13766, ISO 14982, ISO 7637-2
Connector	Built-in Deutsch DT-2 (2-pin)	Operating Temperatures	-40°C... +85°C (Overheat protected)
Mount	Single Bolt M10	Part number	Flood: 984-151, Wide Flood: 984-145, Low Beam: 984-152, High Beam: 984-153
Shock	60G		

CONNECTORS



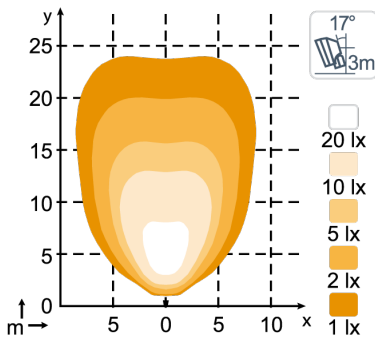
Built-in Deutsch DT-2 (2-pin)

KEY FEATURES

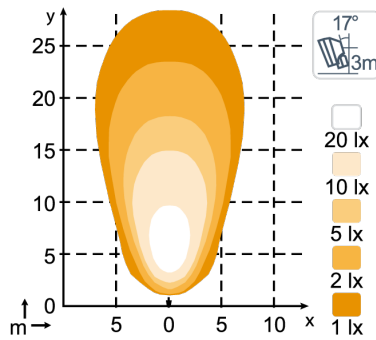
- Vibration- and shockresistant
- Operational lumens output: 4200lm
- For harsh conditions

LIGHT PATTERNS

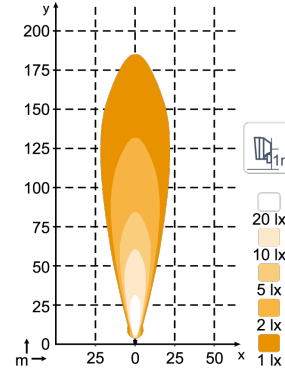
**N4401 QD, N4402 4200lm
Wide Flood**



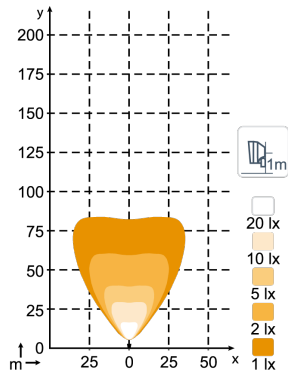
**N4401 QD, N4402 4200lm
Flood**



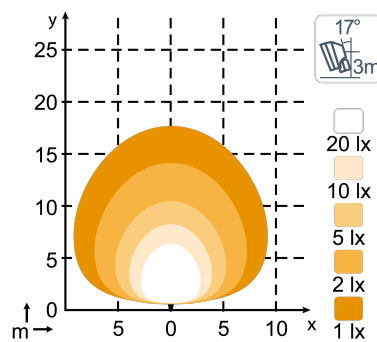
**N4401 QD, N4402 4200lm
High Beam**



**N4401 QD, N4402 4200lm
Low Beam**



**N4401 QD, N4402 3360lm
Diffused**



DRAWINGS

